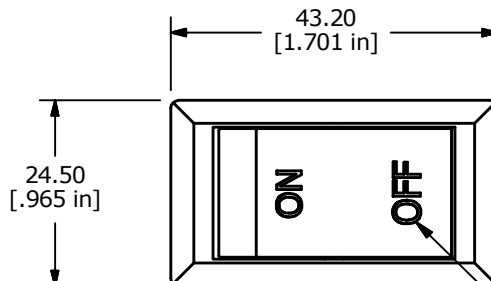
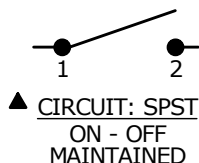


SUGGESTED PANEL CUTOUT
MAX PANEL THICKNESS 6.0mm

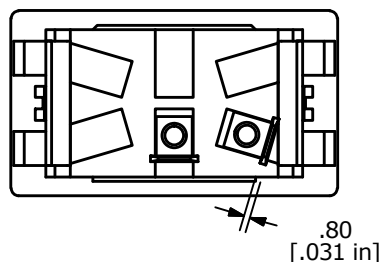
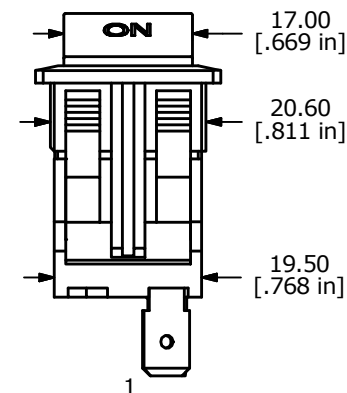
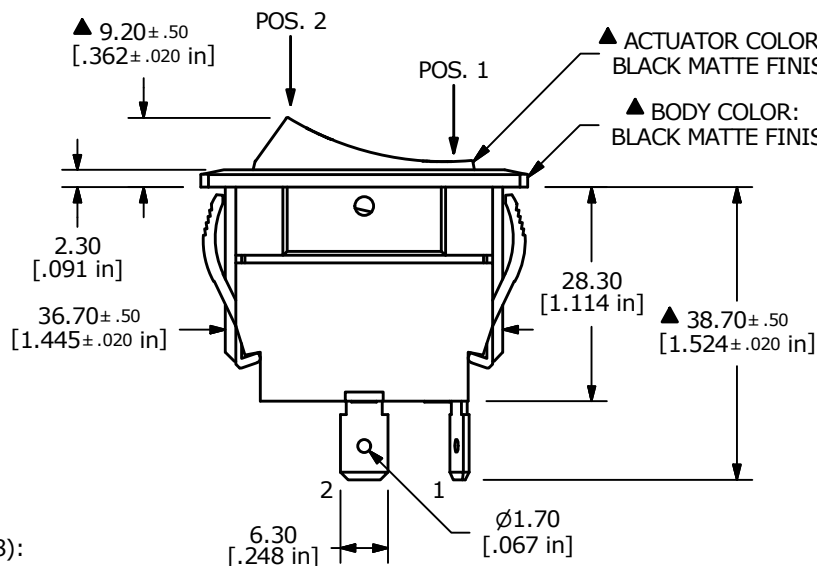
SWITCH FUNCTION	
POS. 2	POS. 1
ON	OFF
2-1	OPEN



▲ GRAPHIC COLOR:
WHITE

▲ ACTUATOR COLOR:
BLACK MATTE FINISH

▲ BODY COLOR:
BLACK MATTE FINISH



NOTES:

- ALL DIMENSIONS IN MM [INCH]
- GENERAL TOLERANCE: X.X=± 0.4
X.XX=± 0.25
- RATINGS: ANSI/UL 508 AND CAN/CSA C22.2 NO.14 (E195908):
20A, 125VAC [cURus]
15A, 277VAC [cURus]
2HP, 110/250VAC [cURus]
- CONTACT RESISTANCE: 50 mΩ MAX. @ 50VAC
- INSULATION RESISTANCE: 800 MΩ MIN. @ 500VDC
- OPERATING TEMPERATURE: 0°C TO +55°C [cURus, CSA]
0°C TO +55°C [VDE]
- ELECTRICAL LIFE: 6,000 CYCLES [cURus]
- DIELECTRIC STRENGTH: 1,500V FOR 1 MINUTE
- INGRESS PROTECTION: IP54
- ▲ DENOTES CRITICAL PARAMETER
- 2011/65/EU (RoHS) COMPLIANT.



B	22500	UPDATED NOTES	5/18/17	MJR
A	21801	RELEASE FOR PRODUCTION	3/9/15	MW
REV	PCR NO	DESCRIPTION	DATE	BY

TITLE RVW41D1123				
SCALE	DATE	DR	DWG	REV
1:1	3/9/2015	MW	34-RVW41D1123	B

THE INFORMATION CONTAINED IN THIS DOCUMENT IS PROPRIETARY TO E-SWITCH AND IS NOT TO BE COPIED OR TRANSFERRED